

Air Release Valves

Operational Highlights:


- Maintains system flow efficiency
- Releases unwanted air pockets during system operation
- Protects system against air related surges

Product Features:

- Unconditionally guaranteed stainless steel floats
- Stainless steel 316 internal trim
- Resilient seating for positive shutoff
- Performance proven for over 40 years
- Non-clog design eliminates backwashing

Optional Accessories:

- Vacuum check (prevents inflow of air)
- Outlet hood with screen (prevents debris from entering valves)
- Ball and plug isolation valves (allows valve maintenance)
- Inflow Preventer on outlet (stops flood water and resulting contamination from entering pipeline)
- Backwash kit (for severe wastewater applications)



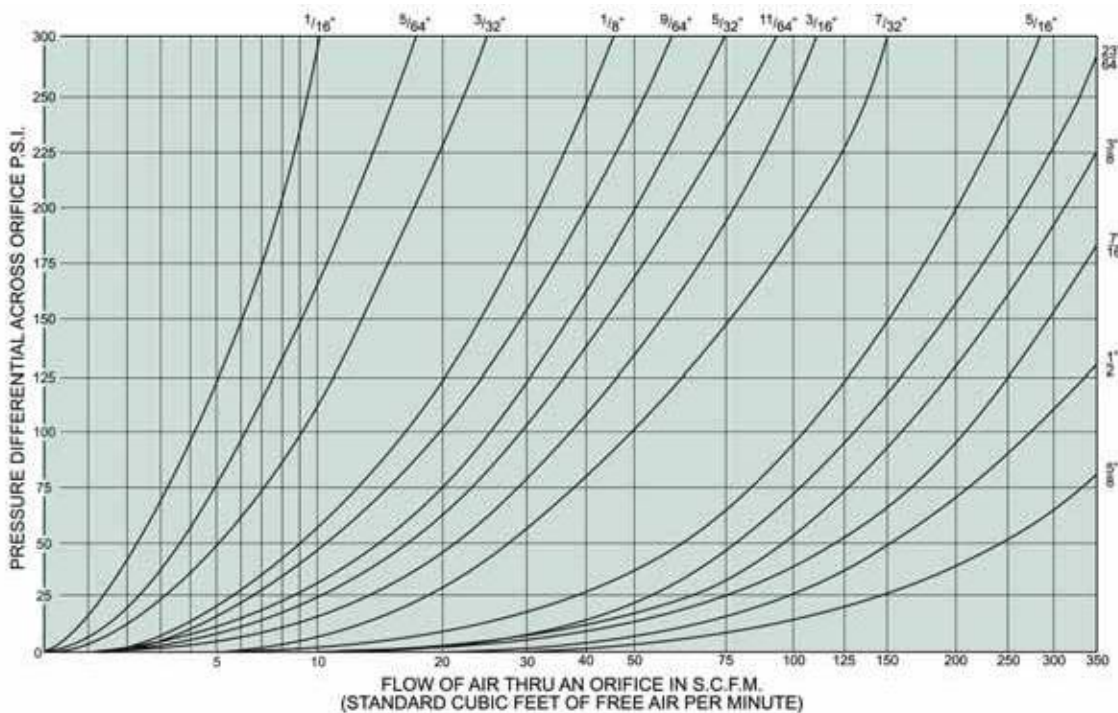
Clean Water*

Wastewater



MATERIALS OF CONSTRUCTION		
COMPONENT	STANDARD	OPTIONAL
Body and Cover	Cast Iron ASTM A126 Class B < 300 psig	Ductile Iron ASTM A536 Grade 65-45-12 Stainless Steel ASTM A351 Grade CF8M
Trim	Type 316 Stainless Steel	—
Coating	Universal Alkyd Primer (external)	Non-Stick Fusion Bonded Epoxy (internal & external)

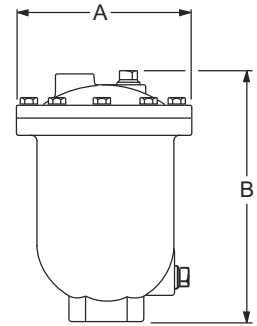
Venting Capacity for Air Release Valve Orifice Sizes



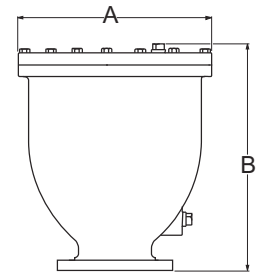
Air Release Valves Installation Dimensions

WATER AIR RELEASE VALVES						
Inlet Size	Outlet Size	Model Number	CWP PSI	Orifice Size	Dimensions	
					A	B
1/2" NPT	1/2" NPT	15A*•	175	1/16"	4 3/4"	5 1/4"
3/4" NPT	1/2" NPT	15A.2*•	175	1/16"	4 3/4"	5 1/4"
1" NPT	1/2" NPT	15A.3*•	175	1/16"	4 3/4"	5 1/4"
1" NPT	1/2" NPT	22.3*•	175	3/32"	5 1/8"	6"
1/2" - 3/4" NPT	1/2" NPT	22.4*•	175	3/32"	5 1/8"	6"
1/2" NPT	1/2" NPT	22.7*•	300	1/16"	5 1/8"	6"
1/2" - 1" NPT	1/2" NPT	22.9*	300	1/16"	5 1/8"	6"
3/4" - 1" NPT	1/2" NPT	25.5*	150	1/8"	6 1/8"	7"
3/4" - 1" NPT	1/2" NPT	25.6*	300	3/32"	6 1/8"	7"
1" NPT	1/2" NPT	38*	150	3/16"	7"	10"
1" NPT	1/2" NPT	38HP*	500	1/8"	7"	10"
2" NPT	1/2" NPT	38.2*	150	3/16"	7"	10"
1" NPT	1/2" NPT	38.5*	300	5/32"	7"	10"
2" NPT	1/2" NPT	38.6*	300	5/32"	7"	10"
2" NPT	1" NPT	45*	150	23/64"	9 1/2"	12 1/4"
2" NPT	1" NPT	45HP*	400	3/16"	9 1/2"	12 1/4"
3" NPT	1" NPT	45.2*	150	23/64"	9 1/2"	12 1/4"
2" NPT	1" NPT	45.5*	300	7/32"	9 1/2"	12 1/4"
3" NPT	1" NPT	45.6*	300	7/32"	9 1/2"	12 1/4"
2" NPT	1" NPT	50*	500	7/32"	10 7/8"	13"
2" NPT	1" NPT	50HP*	1000	1/8"	10 7/8"	13"
6" 125lb Flg	1" NPT	61*	150	1"	18 3/4"	22"

*NSF/ANSI 61 Certified •UL Listed/FM Approved

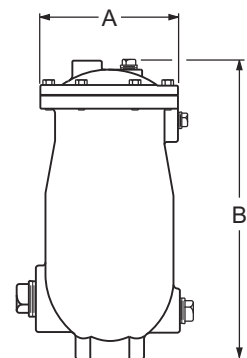


**15A - 50HP
Air Release Valve**



**61
Air Release Valve**

WASTEWATER AIR RELEASE VALVES						
Inlet Size	Outlet Size	Model Number	CWP PSI	Orifice Size	Dimensions	
					A	B
2" NPT	1/2" NPT	48A	150	3/16"	7"	15 5/16"
3" NPT	1/2" NPT	48A.2	150	3/16"	7"	15 5/16"
2" NPT	1/2" NPT	48A.4	75	5/16"	7"	15 5/16"
3" NPT	1/2" NPT	48A.5	75	5/16"	7"	15 5/16"
2" NPT	1" NPT	49A	150	7/16"	9 1/2"	17 9/16"
3" NPT	1" NPT	49A.2	150	7/16"	9 1/2"	17 9/16"
2" NPT	1" NPT	49A.4	75	1/2"	9 1/2"	17 9/16"
3" NPT	1" NPT	49A.5	75	1/2"	9 1/2"	17 9/16"
4" NPT	1" NPT	49A.6	75	1/2"	9 1/2"	17 9/16"



**48A - 49A.6
Wastewater Air
Release Valves**